Card for Oral-Practical Exam of Formative Block-1 Exams

Card no.....	**Department of Anatomy, Bangladesh Medical University** MS Anatomy, Phase- A, Year- 1, Summative Paper- I Exams **Card for Oral and Practical Exams**	**Session**..... **Roll no**…….

Approximate time– 30 min.	**Oral Part**			Total marks– 100 Overall pass marks– 60					
Group	**Compartment** *(For details, please see the course contents)*	**Tool***	**Topic**	**Performance grade and marks**					
				Grade for topic † *(as% marks)*					Average marks for group
				U	**S**	**G**	**E**	**O**	
Group Ia: Introductory topics	a. History of Anatomy		1						
	b. Structure-function relationship		2						
	c. Relationships of anatomical knowledge & skills with everyday physical & mental activities								
Group Ib: Nomenclature & principles	Principles of anatomical nomenclature & spelling and English in Anatomy		3						
	Distinction between information and principle and generalisation of anatomical information / concepts		4						
Group II: Systemic anatomy	Spatial (topographical) and structural organisation of the human body in gross anatomical terms (including body positions & planes)		5						
	b. Bone, cartilage and Joint		6						
	c. Muscle		7						
	d. Cardiovascular, lympho-reticular and integumentary systems		8						
Group IIIa: Comparative anatomy & evolution of man	Basics of animal taxonomy and human's place in it		9						
	Basic concepts of the idea of human evolution and the challenges it faces								
	c. Basics of comparative anatomy		10						
Group IIIb: Preservation	a. Basic concepts of postmortem changes		11						
	Preservation of dead body & body parts / organs and modern embalming (including plastination)								
Group IV: Cell biology	Basic structural organisation of cell and its functional & clinical correlations		12						
	Protein synthesis, cell cycle, cell division and related anomalies		13						
Overall performance in the oral exams	Marks in this card- (*It will be calculated by averaging the marks obtained in all the compartments)*								…….
	Marks in 2nd examiner's card……	Final (mean) marks …….	**Final result:** (√)	**Passed**….. **Failed**…….					

** Please use all types of tool (at least 2 figures/animations, 2 specimens / models/ skeletal component and 1diagnostic image)*

† Please grade the answer to each topic by putting appropriate marks (in % value) in the respective column using the following key:
***U**: Unsatisfactory (<60%); **S**: Sufficient (60-69%); **G**: Good (70-79%); **E**: Excellent (80-89%); **O:** Outstanding (90% or more)*

…… ……
Signatures of the Examiners

(Continued on the next page for the practical part)

Page- 2

Card no.....	**Department of Anatomy, Bangladeh Medical University** MS Anatomy, Phase- A, Year- 1, Summative Paper- I Exams **Card for Oral and Practical Exams**	Session..... Roll no…….

Approximate time– 1 hour	**Practical Part**			Total marks- 100 Overall pass mark- 60	
Group	**Compartment** **(for details, please see the course contents)**	**Alloted marks**	**Selected topic, or ID no. of the selected problem**	**Performance marks**	
				For topic	For group
I: OSPE *(Time– 30 min)* 10 stations as per the supplied OSPE format	Eight 3-minute question stations	6x8= 48			
	Two 3-minute procedure stations	6x2= 12			
II: Other Practical performances	a. Teaching skill: 3-minute presentation ‡	08			
	b. Assessment skill	08			
	c. Drawing & labelling skill ‡	08			
	d. Problem-solving skill	08			
	e. Read a figure	08			
Overall performance in the practical exams	Marks in this card:……..….	Final (mean) marks …….		**Final result** (√)	**Passed**….. **Failed**…….
	Marks in 2nd examiner's card:……..….				

‡The topic for this compartment should be chosen from a supplied list.

…… ……
Signatures of the Examiners

Copy of the Group: 'Other Practical Performances' of the Oral-Practical Card to be filled-out after lottery, and given to respective examinees

MS Anatomy Phase- A Year- 1 Summative Paper- I Exams **Other Practical Performances**	Session ……..…Roll no……

Compartment	**Allotted marks**	**Selected topic, or ID no. of the selected problem**	**Instruction to the resident**
1) Teaching skill	08		Ask for relevant tools you want to use. Prepare for the 3-min presentation. Present to the Examiners.
2) Assessment skill	08		Do as asked for (on the answer script).
3) Drawing & labelling skill	08		Draw and label (on the answer script).
4) Problem-solving skill	08		Prepare for the problem- solving. Produce the solutions to the Examiners.
5) Read a figure	08		Read the figure & mention why it is called 'special'

OSPE Station Format Block-1 Exams

Department of Anatomy, Bangladesh Medical University
MS Anatomy. Phase- A, Year-1, Formative Block- 1
OSPE Station format

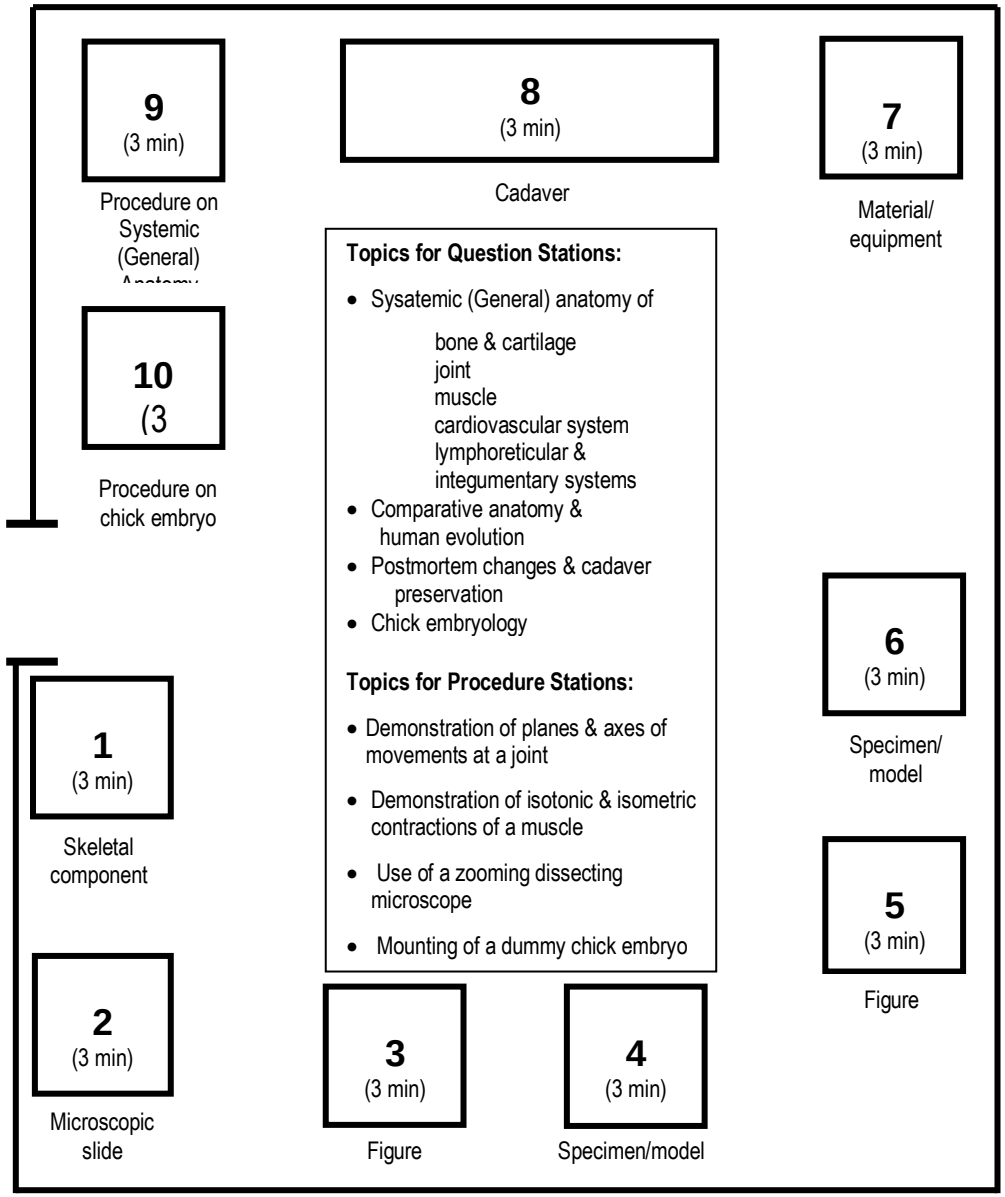

Card for Oral-Practical Exams of Summative Paper-I

Card no.....	**Department of Anatomy, Bangladesh Medical University** MS Anatomy, Phase- A, Year- 1, Summative Paper- I Exams **Card for Oral and Practical Exams**	**Session**..... **Roll no**.....

Approximate time– 30 min.	**Oral Part**			Total marks– 100 Overall pass marks– 60					
Group	**Compartment** *(For details, please see the course contents)*	**Tool***	**Topic**	**Performance grade and marks** Grade for topic † *(as% marks)*					Average marks for group
				U	**S**	**G**	**E**	**O**	
Group Ia: Introductory topics	a. History of Anatomy		1						
	b. Structure-function relationship		2						
	c. Relationships of anatomical knowledge & skills with everyday physical & mental activities								
Group Ib: Nomenclature & principles	Principles of anatomical nomenclature & spelling and English in Anatomy		3						
	Distinction between information and principle and generalisation of anatomical information / concepts		4						
Group II: Systemic anatomy	Spatial (topographical) and structural organisation of the human body in gross anatomical terms (including body positions & planes)		5						
	b. Bone, cartilage and Joint		6						
	c. Muscle		7						
	d. Cardiovascular, lympho-reticular and integumentary systems		8						
Group IIIa: Comparative anatomy & evolution of man	Basics of animal taxonomy and human's place in it		9						
	Basic concepts of the idea of human evolution and the challenges it faces								
	c. Basics of comparative anatomy		10						
Group IIIb: Preservation	a. Basic concepts of postmortem changes		11						
	Preservation of dead body & body parts / organs and modern embalming (including plastination)								
Group IV: Cell biology	Basic structural organisation of cell and its functional & clinical correlations		12						
	Protein synthesis, cell cycle, cell division and related anomalies		13						
Overall performance in the oral exams	Marks in this card- (*It will be calculated by averaging the marks obtained in all the compartments)*								.....
	Marks in 2nd examiner's card.....	Final (mean) marks	**Final result:** (√)	**Passed**..... **Failed**.....					

***** *Please use all types of tool (at least 2 figures/animations, 2 specimens / models/ skeletal component and 1diagnostic image)*

† *Please grade the answer to each topic by putting appropriate marks (in % value) in the respective column using the following key:*
***U**: Unsatisfactory (<60%); **S**: Sufficient (60-69%); **G**: Good (70-79%); **E**: Excellent (80-89%); **O:** Outstanding (90% or more)*

....
Signatures of the Examiners

(Continued on the next page for the practical part)

Page- 2

Card no.....	**Department of Anatomy, Bangladesh Medical University** MS Anatomy, Phase- A, Year- 1, Summative Paper- I Exams **Card for Oral and Practical Exams**	Session..... Roll no.....

Approximate time– 1 hour	**Practical Part**			Total marks- 100 Overall pass mark- 60	
Group	**Compartment** **(for details, please see the course contents)**	**Alloted marks**	**Selected topic, or ID no. of the selected problem**	**Performance marks** For topic	For group
I: OSPE *(Time– 30 min)* 10 stations as per the supplied OSPE format	Eight 3-minute question stations	6x8= 48			
	Two 3-minute procedure stations	6x2= 12			
II: Other Practical performances	a. Teaching skill: 3-minute presentation ‡	08			
	b. Assessment skill	08			
	c. Drawing & labelling skill ‡	08			
	d. Problem-solving skill	08			
	e. Read a figure	08			
Overall performance in the practical exams	Marks in this card:……..….	Final (mean) marks		**Final result** (√)	**Passed**.....
	Marks in 2nd examiner's card:……..…				**Failed**.....

‡*The topic for this compartment should be chosen from a supplied list.*

....
Signatures of the Examiners

Copy of the Group: 'Other Practical Performances' of the Oral-Practical Card to be filled-out after lottery, and given to respective examinees

MS Anatomy Phase- A Year- 1 Summative Paper- I Exams **Other Practical Performances**	Session ……..…Roll no……

Compartment	**Allotted marks**	**Selected topic, or ID no. of the selected problem**	**Instruction to the resident**
1) Teaching skill	08		Ask for relevant tools you want to use. Prepare for the 3-min presentation. Present to the Examiners.
2) Assessment skill	08		Do as asked for (on the answer script).
3) Drawing & labelling skill	08		Draw and label (on the answer script).
4) Problem-solving skill	08		Prepare for the problem- solving. Produce the solutions to the Examiners.
5) Read a figure	08		Read the figure & mention why it is called 'special'

OSPE Station Format for Summative Paper-I Exams

Department of Anatomy, Bangladesh Medical University
MS Anatomy. Phase- A, Year-1, Summative Paper-I Exams
OSPE Station format

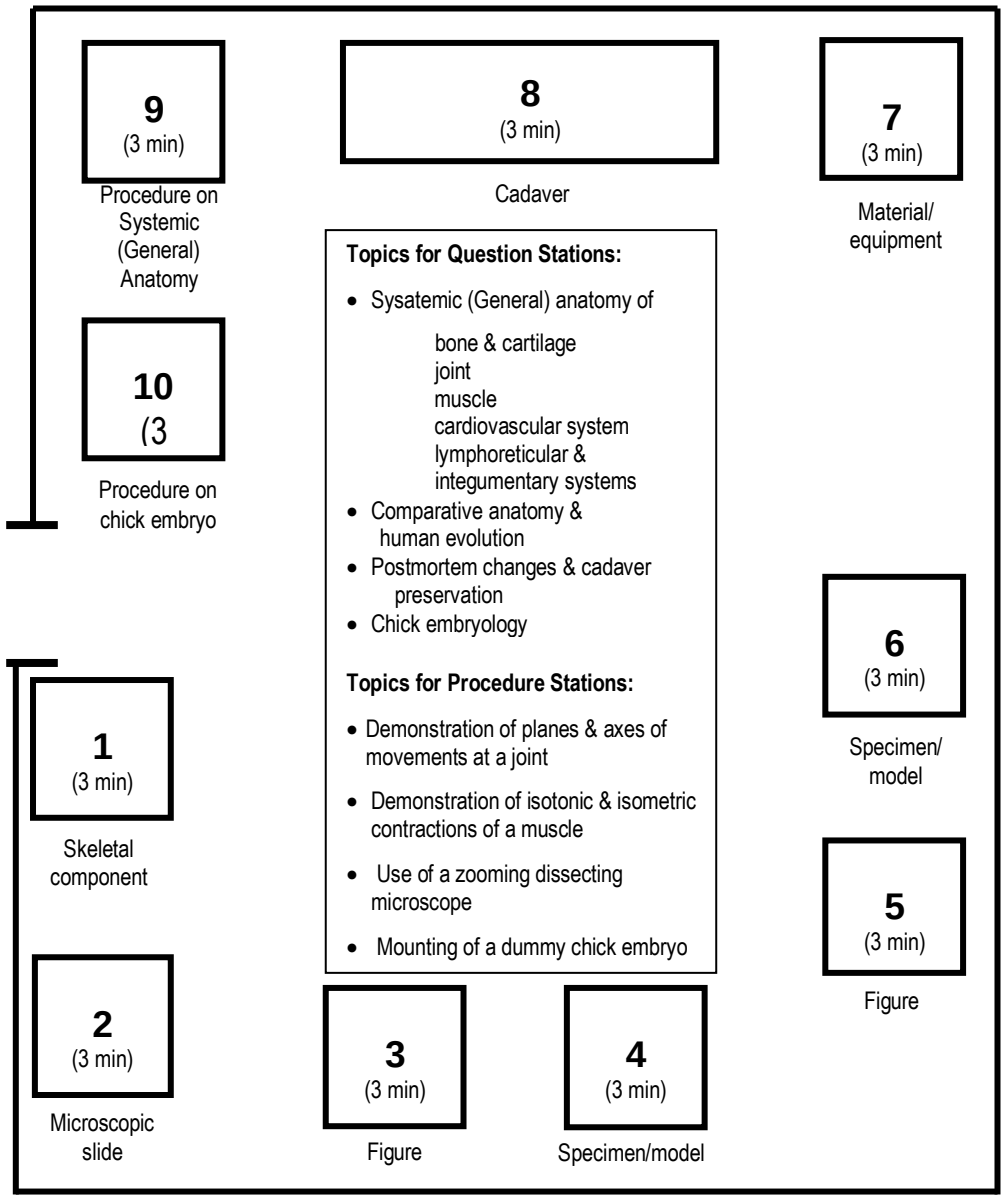

Card for Oral-Practical Exams of Formative Block-2, Summative Paper-II

Card no. ……	**Department of Anatomy, Bangladesh Medical University** MS Anatomy, Phase- A, Year-1, Formative Block 2, Summative Paper-II Exams **Card for Oral Practical Exams**	**Session**..... **Roll no**. .....

Approx. time: 30 min.	**Oral Part**	Total marks– 100 Overall pass marks– 60

Group	**Compartment** *(For details, please see the course contents)*	**Tool***	**Topic**	**Performance grade & marks**					
				Grade for topic† *(as % marks)*					Average marks for group
				U	**S**	**G**	**E**	**O**	
Group I	a. Introductory topic:		1						
	b. Mitosis, meiosis & gametogenesis. fertilization and pre-embryonic period or germinal period		2						
	c. Gastrulation and foetal period		3						
	d. Anatomy of pregnancy & parturition, multiple pregnancy and related anomalies, General Teratology		4						
Group II	a. Neonatal Anatomy: principal features differing from the adult features, postnatal growth & development		5						
	b. Basics of fertility & assisted reproduction		6						
	c. Physical Anthropology, Forensic Anatomy, determination of age & sex, the idea of human race in anatomical science		7						
Group III	a. Chromosome: structure, study, classification, anomalies & their mechanisms, homologous chromosomes. DNA, RNA, gene, allelic and non-allelic genes, protein synthesis & gene expression.		8						
	b. Mendel's laws, inheritance patterns, genetic disorders & genetic counseling		9						
	c. Gene mutation, recombinant DNA technology, Basics of population genetics, pharmacogenetics, immunogenetics, cancer genetics & ecogenetics		10						

Overall performance in the oral exams	Marks in this card (*It will be calculated by averaging the marks obtained in all the compartments)*			……
	Marks in 2nd examiner's card ……....	Final (mean) marks…….. ……	**Final result** (√)	**Passed**.....
				Failed.....

* *Please use all types of tool (at least 2 figures, 2 specimens / models /skeletal component and 1diagnostic image.)*

† *Please grade the answer to each topic by putting appropriate marks (in % value) in the respective column using the following key:*
***U**: Unsatisfactory (<60%); **S**: Sufficient (60-69%); **G**: Good (70-79%); **E**: Excellent (80-89%); **O:** Outstanding (90% or more)*

.
Signatures of the Examiners

(Continued on the next page for the practical part)

Card no.....	**Department of Anatomy, Bangladesh Medical University** MS Anatomy, Phase- A, Year- 1, Summative Paper- I Exams **Card for Oral and Practical Exams**	Session..... . Roll no….....

Approximate time– 1 hour	**Practical Part**			Total marks- 100 Overall pass mark- 60
Group	**Compartment** **(for details, please see the course contents)**	**Alloted marks**	**Selected topic, or ID no. of the selected problem**	**Performance marks** For topic / For group
I: OSPE *(Time– 30 min)* 10 stations as per the supplied OSPE format	Eight 3-minute question stations	6x8= 48		
	Two 3-minute procedure stations	6x2= 12		
II: Other Practical performances	a. Teaching skill: 3-minute presentation ‡	)8		
	b. Assessment skill	)8		
	c. Drawing & labelling skill ‡	)8		
	d. Problem-solving skill	)8		
	e. Read a figure	)8		
Overall performance in the practical exams	Marks in this card:……..….	Final (mean) marks	**Final result** (√)	**Passed**.....
	Marks in 2nd examiner's card:……..….			**Failed**.....

‡*The topic for this compartment should be chosen from a supplied list.*

…… ……
Signatures of the Examiners

Copy of the Group: 'Other Practical Performances' of the Oral-Practical Card to be filled-out after lottery, and given to respective examinees

MS Anatomy Phase- A Year- 1 Formative Block-2, Summative Paper-II Exams Other Practical Performances	Session ……Roll no……

Compartment	**Allotted marks**	**Selected topic, or ID no. of the selected problem**	**Instruction to the resident**
1) Teaching skill	08		Ask for relevant tools you want to use. Prepare for the 3-min presentation. Present to the Examiners.
2) Assessment skill	08		Do as asked for (on the answer script).
3) Drawing & labelling skill	08		Draw and label (on the answer script).
4) Problem-solving skill	08		Prepare for the problem-solving & then produce the solutions to the examiners.
5) Read a figure	08		Read the figure & mention why it is called 'special'

OSPE Station Format for Formative Block-2, Summative Paper-II Exams

Department of Anatomy, Bangladesh Medical University

MS Anatomy. Phase- A, Year-1, Formative Block- 2, Summative Paper-II Exams

OSPE Station format

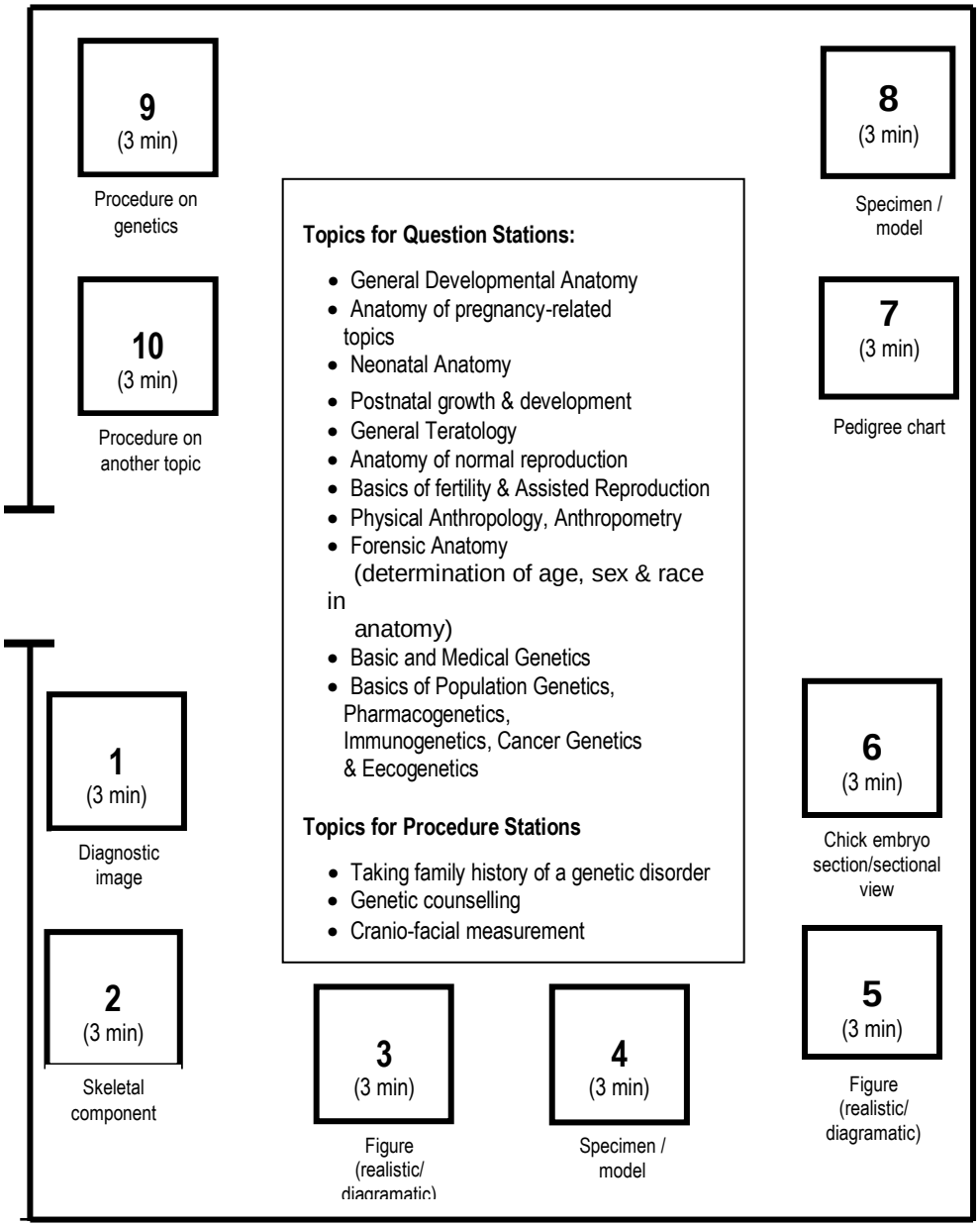

Card for Oral-Practical Exams of Formative Block-3, Summative Paper-III

Card no.……	**Department of Anatomy, Bangladesh Medical University** MS Anatomy, Phase- A, Year-1, Formative Block-3, Summative Paper-III Exams **Card for Oral Practical Exams**	Session..... Roll no. .....

Approx. time: 30 min.	**Oral Part**	Total marks– 100 Overall pass marks– 60

Group	**Compartment** *(For details, please see the course contents)*	**Part or system of body ***	**Tool †**	**Topic**	**Performance grade & marks**					
					Grade for topic ‡ *(as % marks)*					Average marks for group
					U	**S**	**G**	**E**	**O**	
Group I General histology	a. Histologic techniques			1						
	b. Microscopy			2						
	c. Histology of the basic tissues			3						
Group II Anatomy of abdomen, pelvis or perineum	a. Basic anatomy of specific organ / part — i. Bone / skeleton			4						
	a. Basic anatomy of specific organ / part — ii. Viscus / figure / model / prosected specimen			5						
	b. Relevant blood supply / lymph drainage / nerve supply			6						
	c. Relevant developmental anatomy (including anomaly)			7						
	d. Relevant systemic histology			8						
Group III	a. Anatomy of a physiological process			9						
	b. Anatomy of a clinical procedure			10						
	c. Anatomy of a clinical disorder			11						

Overall performance in the oral exams	Marks in this card (*It will be calculated by averaging the marks obtained in all the compartments)*			…….
	Marks in 2nd examiner's card …….....	Final (mean) marks	**Final result** (√)	**Passed**..... **Failed**.....

***** Use the following codes;

A: Abdomen, GH**:** General histology, **P**: Pelvis/perineum, **D:** Digestive, **U**: Urinary, **R:** Reproductive, **M**: Musculoskeletal, **V**: Vascular, **L:** Lymphoreticular, **N**: Nervous.
Therefore, **P-U** would mean "Pelvic region & urinary system".

† Please use every type of tool. *(at least 2 figures/animations, 2 specimens / models/ skeletal component and 1 diagnostic image)*

‡ Please *grade the answer to each topic by putting appropriate marks (in % value) in the respective column using the following key* :

U: Unsatisfactory (<60%); **S:** sufficient (60-69%); **G:** Good (70-79%); **E**: Excellent (80-89%); **O:** Outstanding (90% or more)

....
Signatures of the Examiners

(Continued on the next page for the practical part)

Card no.....	**Department of Anatomy, Bangladesh Medical University** MS Anatomy, Phase- A, Year- 1, Formative Block-3, Summative Paper- III Exams **Card for Oral and Practical Exams**	Session..... Roll no.….....

Approximate time– 1 hour	**Practical Part**	Total marks-100 Overall pass mark-60

Group	**Compartment (for details, please see the course contents)**	**Allotted marks**	**Part or system of the body***	**Selected topic, or ID no. of the selected problem**	**Performance marks**	
					For topic	For group
I: OSPE *(Time– 30 min)* 10 stations as per the supplied OSPE format	Eight 3-minute question stations	6x8= 48				
	Two 3-minute procedure stations	6x2= 12				
II: Other practical performances	a. Teaching skill: 3-minute presentation ******	05				
	b. Microscopic study skill (x40, x100 etc.)	5x2= 10		*Self-made:*		
				Another:		
	c. Drawing & labelling skill ******	05				
	d. Problem-solving skill	05				
	e. Cadaver-related anatomy	5x2= 10		Overall:		
				Selected:		
	f. Read a figure	05				

Overall performance in the practical exams	Marks in this card:……..….	Final (mean) marks.....	**Final result** (√)	**Passed**.....
	Marks in 2nd examiner's card:……....			**Failed**.....

****** The topics for these compartments should be chosen from supplied lists.

....
Signatures of the Examiners

Copy of the Group: 'Other Practical Performances' of the Oral-Practical Card to be filled-out after lottery, and given to respective examinees

MS Anatomy Phase- A Year- 1 Formative Block-3, Summative Paper- III Exams **Other Practical Performances**	Session ……..Roll no..

Compartment	**Allotted marks**	**Selected topic, or ID no. of the selected problem**	**Instruction to the residents**
1) Teaching skill	05		Ask for relevant tools you want to use. Prepare for the 3-min presentation. Present to the Examiners
2) Microscopic study skill (×40, ×100 etc.)	5×2=10	Self-made: Another:	Demonstrate the skill to the Examiners.
3) Drawing & labelling skill	05		Draw and label (on the answer script).
4) Problem-solving skill	05		Prepare for the problem- solving. Produce the solutions to the Examiners.
5) Cadaver-identification skill	5×2=10	Overall: Selected:	Demonstrate the skill to the Examiners.
6) Read a figure	05		Read the figure & mention why it is called 'special'

OSPE Station Format for Formative Block-3, Summative Paper-III Exams

Department of Anatomy, Bangladesh Medical University

MS Anatomy. Phase- A, Year-1, Formative Block- 3, Summative Paper-III Exams

OSPE Station format

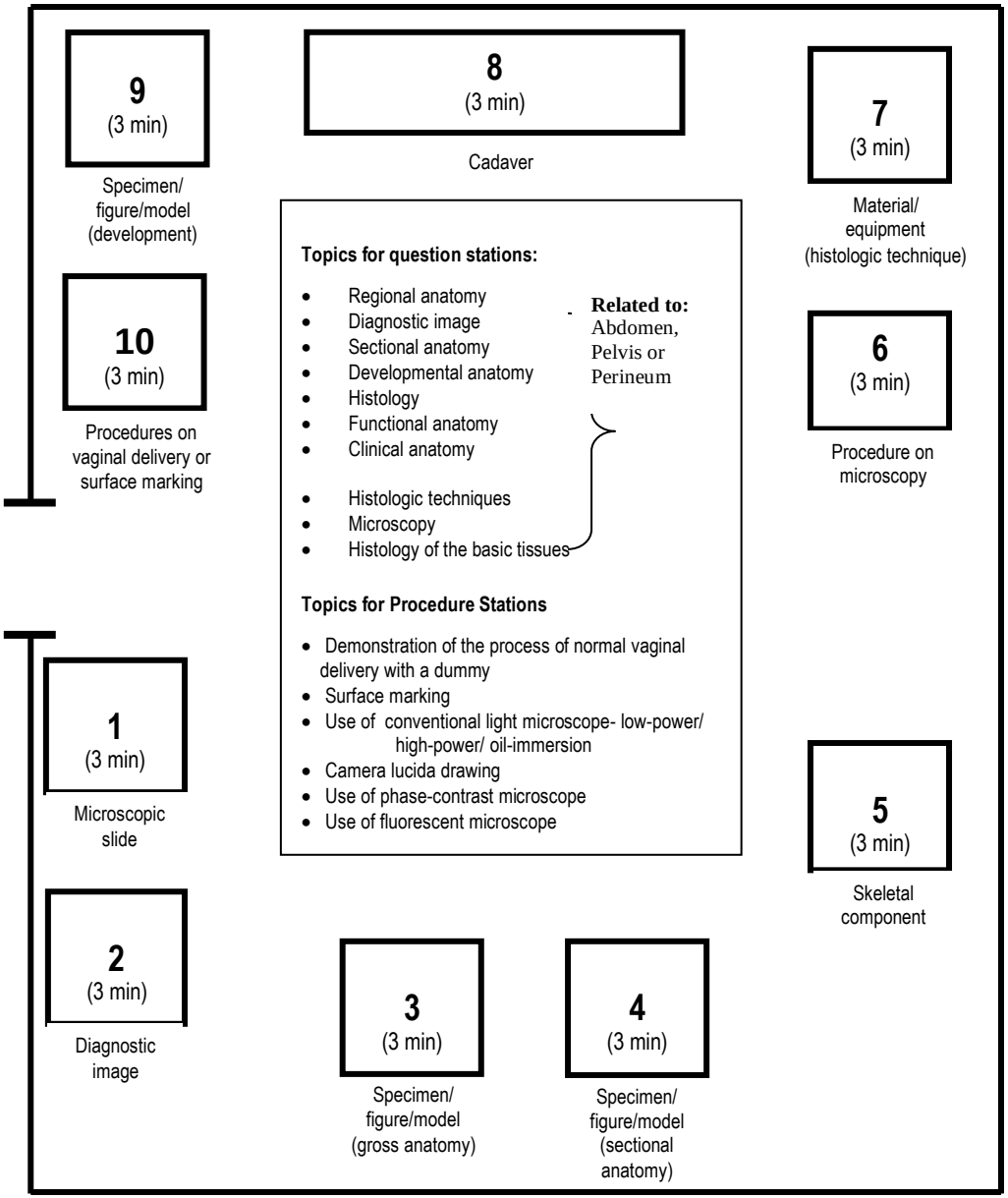

Card for Oral-Practical Exams of Formative Block-4, Summative Paper-IV

Card no.	**Department of Anatomy, Bangladesh Medical University** MS Anatomy, Phase-A, Year-2, Formative Block-4 / Summative Paper-IV Exams **Card for Oral Practical Exams**	**Session**..... **Roll no**. .....

Approx. time: 30 min.	**Oral Part**	Total marks– 100 Overall pass marks– 60

Group	**Compartment** *(For details, please see the course contents)*	**Subject ***		**Tool †**	**Topic**	**Performance grade & marks**					
		Neuro-anatomy	Head & Neck			Grade for topic ‡ *(as % marks)*					Average marks for group
						U	**S**	**G**	**E**	**O**	
Group I	a. Basic anatomy / b.Neuroanatomy — Using bone / skeleton / viscus / figure / model / prosected specimen		√		1						
		√			2						
Group II	a. Artery supply / venous drainage / lymphatic drainage / nerve supply				3						
	b. Head-neck developmental anatomy / developmental anatomy of nervous system (plus anomalies)				4						
	c. Head-neck histology / neurohistology				5						
Group III	a. Motor system / sensory system	√			6						
	b. Nerve plexuses and cranial / spinal nerves	√			7						
	c. ANS / hypothalamus / limbic system	√			8						
Group IV	a. Anatomy / neuroanatomy of a physiological process				9						
	b. Anatomy / neuroanatomy of a clinical procedure				10						
	c. Anatomy / neuroanatomy of a clinical disorder				11						

Overall performance in the oral exams	Marks in this card (*It will be calculated by averaging the marks obtained in all the compartments*)			…….
	Marks in 2nd examiner's card …….....	Final (mean) marks	**Final result** (√)	**Passed**..... **Failed**.....

....

Signatures of the Examiners

* Please tick in one column for each compartment. Some compartments have already been tick-marked.
For the rest of the compartments-
Please select 7 (seven) topics from Neuroanatomy and 4(four) topics from Head & Neck.

† Please use every type of tool *(at least 2 figures/animations, 2 specimens/ models/ skeletal components and 1 diagnostic image)*.

‡ For grading, please put the mark as a percentage in the appropriate grade column:

U: Unsatisfactory (<60%); **S**: Sufficient (60-69%); **G**: Good (70-79%); **E:** Excellent (80-89%); **O**: Outstanding (90% or more).

Page- 2

Card no. ……	**Department of Anatomy, Bangladesh Medical University** MS Anatomy, Phase- A, Year- 2, Formative Block- 4, Summative Paper-IV Exams **Card for Oral and Practical Exams**	Session..... Roll no….....

Approximate time– 1 hour	**Practical Part**	Total marks- 100 Overall pass mark- 60

Group	**Compartment (for details, please see the course contents)**	**Alloted marks**	**Subject***		**Selected topic, or ID no. of the selected problem**	**Performance marks**	
			Neuro	H & N		For topic	For group
I: OSPE (Time– 30 min) 10 stations as per the supplied OSPE format	Eight 3-minute question stations	6x8= 48					
	Two 3-minute procedure stations	6x2= 12					
II: Other practical performances	a. Teaching skill: 3-minute presentation **	05					
	b. Microscopic study skill	5x2=10			Self-made:		
					Another:		
	c. Drawing & labelling skill **	05					
	d. Problem-solving skill	05					
	e. Cadaver-oriented anatomy	5x2=10			Overall :		
					Selected:		
	f. Read a figure	05					
Overall performance in the practical exams	Marks in this card:……		Final (mean) marks.....			**Final result** (√)	**Passed**..
	Marks in 2nd examiner's card:……						**Failed** …

****** The topics for these compartments should be chosen from supplied lists.

Copy of the Group: 'Other Practical Performances' of the Oral-Practical Card to be filled-out after lottery, and given to respective examinees

MS Anatomy Phase- A Year- 2 Formative Block-4, Summative Paper- IV Exams **Other Practical Performances**	Session ……Roll no…..

Compartment	**Allotted marks**	**Selected topic, or ID no. of the selected problem**	**Instruction to the residents**
1) Teaching skill	05		Ask for relevant tools you want to use. Prepare for the 3-min presentation. Present to the Examiners
2) Microscopic study skill (×40, ×100 etc.)	5×2=10	Self-made: Another:	Demonstrate the skill to the Examiners.
3) Drawing & labelling skill	05		Draw and label (on the answer script).
4) Problem-solving skill	05		Prepare for the problem- solving. Produce the solutions to the Examiners.
5) Cadaver-identification skill	5×2=10	Overall:	Demonstrate the skill to the Examiners.
6) Read a figure	05		Read the figure & mention why it is called 'special'

OSPE Station Format for Formative Block-4, Summative Paper-IV Exams

Department of Anatomy, Bangladesh Medical University

MS Anatomy. Phase- A, Year- 2, Formative Block-4, Summative Paper- IV Exams

OSPE Stations format

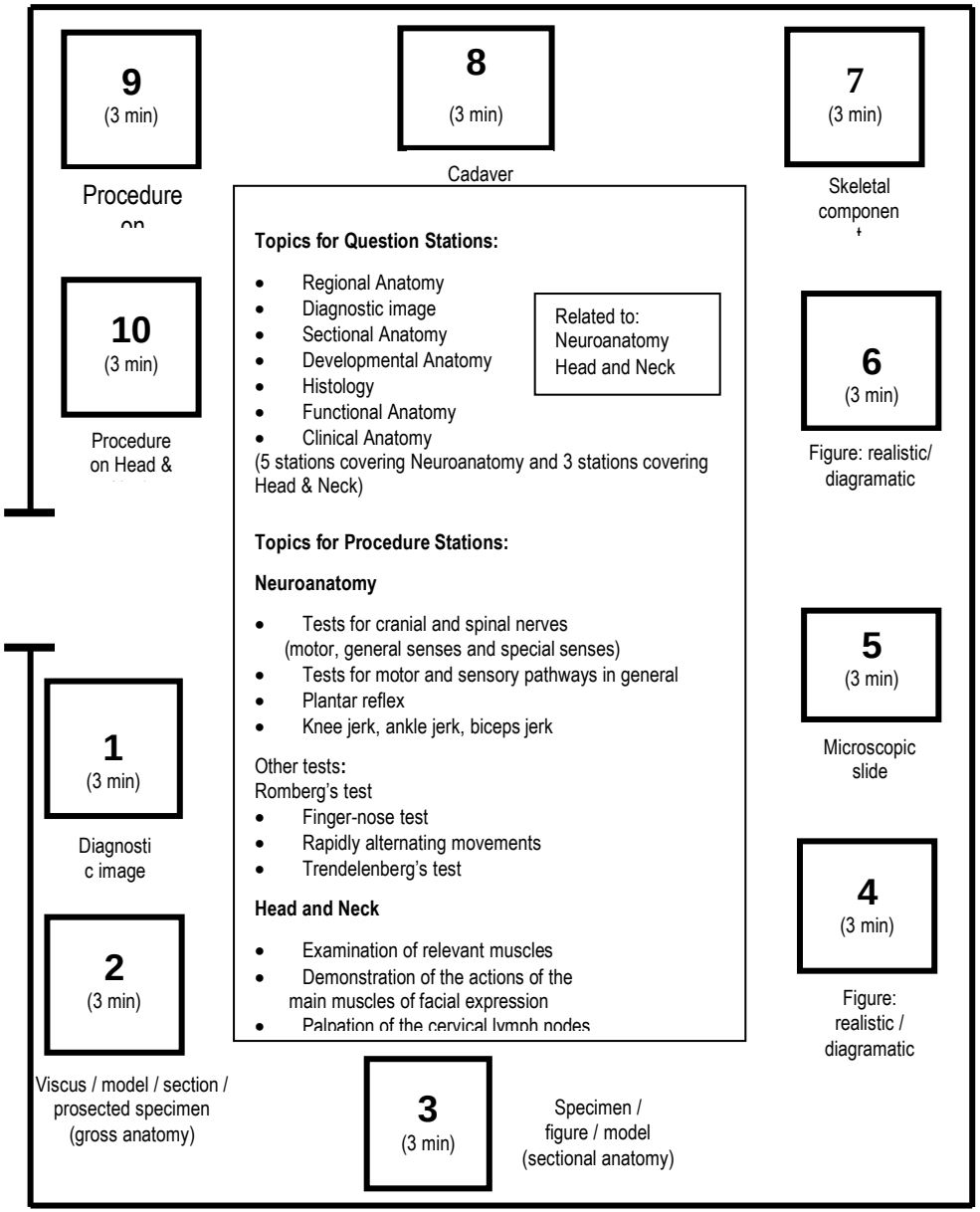

Card for Oral-Practical Exams of Formative Block-5, Summative Paper-V

Card no.	**Department of Anatomy, Bangladesh Medical University** MS Anatomy, Phase- A, Year- 2, Formative Block- 5, Summative Paper- V Exams **Card for Oral and Practical Exams**	**Session**..... **Roll no**. .....

Approx. time: 30 min.	**Oral Part**	Total marks– 100 Overall pass mark– 60

Group	**Compartment** *(For details, please see the course contents)*	**Part of body ***	**Tool †**	**Topic**	**Performance grade & marks**					
					Grade for topic ‡ *(as % marks)*					Average marks for group
					U	**S**	**G**	**E**	**O**	
Group I	a. Terms related to Thorax (including breast), back and vertebral column, Superior Extremity & Inferior Extremity			1						
	b. Organ- location, anatomical position, gross features, relations			2						
	c. Blood supply / lymphatic drainage			3						
GroupII	a. Muscle- origin, insertion, action, nerve supply.			4						
	b. Joint- formation, type, movements & others			5						
Group III	a. Development & developmental anomalies			6						
	b. Features of specific cells / tissues / organs- (covering LM, EM & other methods)			7						
				8						
Group IV	a. Anatomy of a physiological process			9						
	b. Anatomy of a clinical procedure			10						
	c. Anatomy of an acquired clinical disorder			11						

Overall performance in the oral exams	Marks in this card (*It will be calculated by averaging the marks obtained in all the compartments)*			.....
	Marks in 2nd examiner's card	Final (mean) marks	**Final result** (√)	**Passed** ..... **Failed** .....

***** *Please put these key words in this column:* ***T****: Thorax;* ***SE****: Superior extremity;* ***IE****: Inferior extremity.*

† *Please use all types of tool (at least 2 figures/animations, 2 specimens/models/skeletal components &1 diagnostic image)*

‡ *For grading, please put a % in the appropriate column using the following key:* ***U*** *(Unsatisfactory) : <60%;*
S *(Sufficient): 60-69%;* ***G*** *(Good): 70-79%;* ***E*** *(Excellent)****:*** *80-89%;* ***O*** *(Outstanding): 90% or more.*

....

Signatures of Examiners

Page- 2

Card no.	**Department of Anatomy, Bangladesh Medical University** MS Anatomy, Phase- A, Year- 2, Formative Block- 5, Summative Paper- V Exams **Card for Oral and Practical Exams**	Session..... Roll no.....

Approximate time– 1 hour	**Practical Part**	Total marks- 100 Overall pass mark- 60

Group	**Compartment** **(for details, please see the course contents)**	**Alloted marks**	**Selected topic, or ID no. of the selected problem**	**Performance marks**	
				For topic	For group
I: OSPE *(Time– 30 min)* 10 stations as per the supplied OSPE format	Eight 3-minute question stations	6x8=48			
	Two 3-minute procedure stations- 1 gross, 1 histological	6x2=12			
II: Other practical performances	a. Teaching competency- 3-min presentation**	05			
	b. Microscopic study skill	5x2=10	Self-made: Another:		
	c. Drawing & labelling skill **	05			
	d. Problem-solving skill	05			
	e. Cadaver-oriented anatomy	5x2=10	Overall: Selected:		
	f. Read a figure	05			
Overall performance in the practical exams	Marks in this card: ..... Marks in 2nd examiner's card:	Final (mean) marks.....		**Final result** (√)	**Passed**:..... **Failed**:.....

*******The topics for these compartments should be chosen from supplied lists.*

....

Signatures of Examiners

Copy of the Group: 'Other Practical Performances' of the Oral-Practical Card to be filled-out after lottery, and given to respective examinees

MS Anatomy Phase- A Year- 2 Formative Block- 5, Summative Paper- V Exams Other Practical Performances	Session ……..Roll no…..

Compartment	**Allotted marks**	**Selected topic, or ID no. of the selected problem**	**Instruction to the residents**
1) Teaching skill	05		Ask for relevant tools you want to use. Prepare for the 3-min presentation. Present to the Examiners
2) Microscopic study skill (×40, ×100 etc.)	5×2=10	Self-made: Another:	Demonstrate the skill to the Examiners.
3) Drawing & labelling skill	05		Draw and label (on the answer script).
4) Problem-solving skill	05		Prepare for the problem- solving. Produce the solutions to the Examiners.
5) Cadaver-identification skill	5×2=12	Overall:	Demonstrate the skill to the Examiners.
6) Read a figure	05		Read the figure & mention why it is called 'special'

OSPE Station Format for Formative Block-5 Summative Paper-V Exams

Department of Anatomy, Bangladesh Medical University

MS Anatomy. Phase- A, Year-2, Formative Block- 5, Summative Paper-V Exams

OSPE Station format

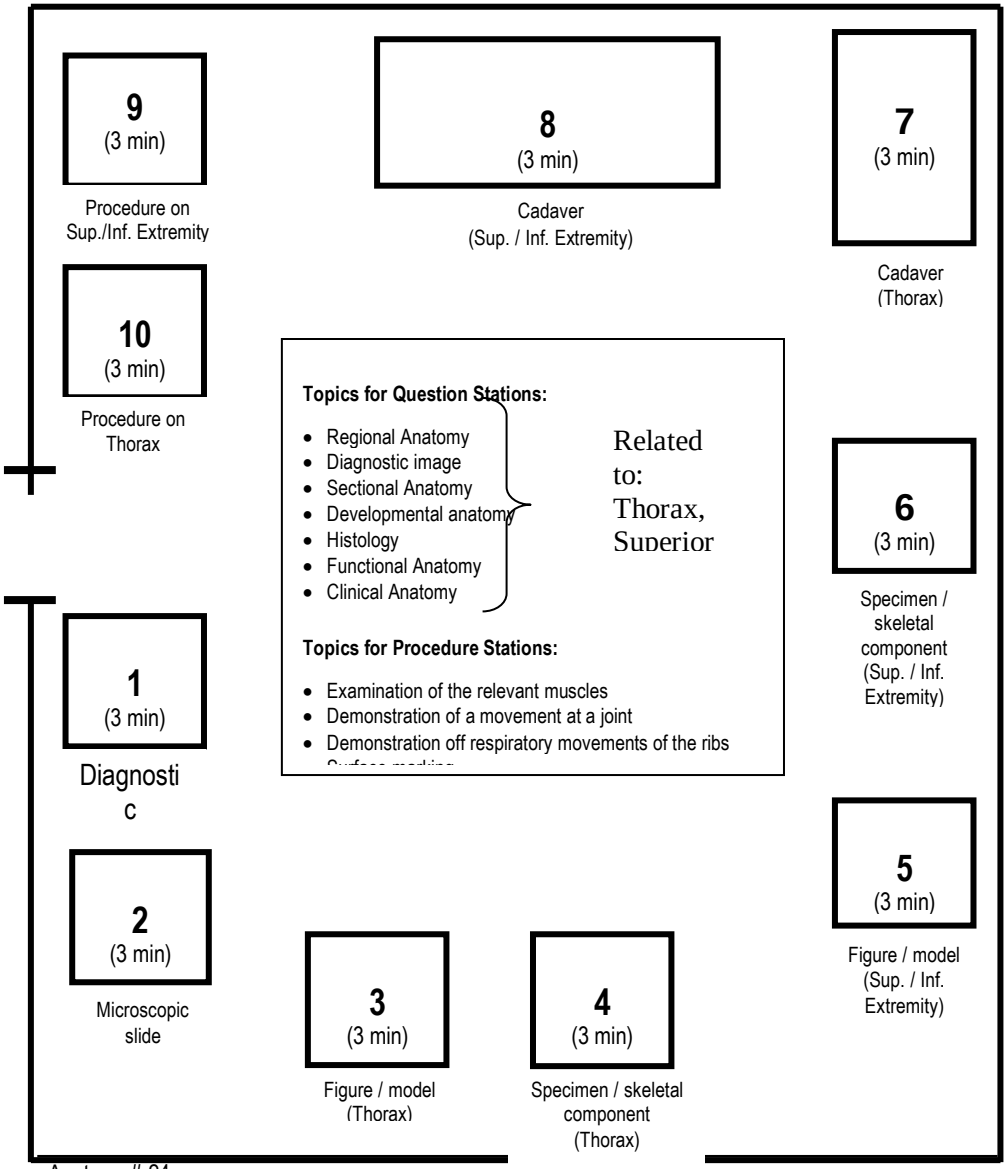

OSPE Station Format for Formative Block-6 summative Paper-VI Exams

Department of Anatomy, Bangladesh Medical University
MS Anatomy. Phase- A, Year-2, Formative Block- 6, Summative Paper-VI Exams
Interactive Practical Exam format

